

NCDPI

ELA SECTION

# Parent Guide

FOR ENGLISH LANGUAGE ARTS

## ELA Standards' Expectations

Get an in-depth look of what skills your child will be learning in fifth grade!

## Reading and Writing Strategies

Ideas and resources to help your child read and write at home!

**FIFTH GRADE**



02

## **Introduction to the NC Standard Course of Study**



03

## **ELA Standards' Expectations for Fifth Grade**




17

## **Reading Strategies**



23

## **Writing Strategies**



26

## **Resources for Learning Outside of School**



# Welcome!

This guide provides an overview of what your child will learn by the end of fifth grade in English Language Arts (ELA), as well as strategies and resources for learning outside of school.

This guide includes:

- an introduction to the NC English Language Arts Standard Course of Study
- an explanation of the skills your child is learning in fifth grade
- reading strategies for learning outside of school
- writing strategies for learning outside of school
- websites to support your child's learning



# INTRODUCTION TO THE NORTH CAROLINA STANDARD COURSE OF STUDY FOR ELA

The NC standards are divided into 4 strands:

- Reading
  - o Foundational Skills (K-5)
  - o Reading Literature
  - o Reading Informational Text
- Writing
- Speaking and Listening
- Language


In April 2017, the North Carolina State Board of Education adopted new ELA standards for grades K-12. The Standard Course of Study describes what students should know, understand, and be able to do by the end of each grade level. How these standards are taught is decided at a district level.

The NC Standard Course of Study has a new format that includes:

- **Standards** with bolded terms
- **Clarification** of the standards with suggestions for instruction, explanations, and examples
- **Glossary** that defines the bolded terms from the Standards

The NC Standard Course of Study was developed based on feedback provided from the following:

- Parents
- Community Members
- Business/Industry Professionals
- Higher Education Faculty
- Educators (teachers, administrators, curriculum specialists)

 Example of the new format

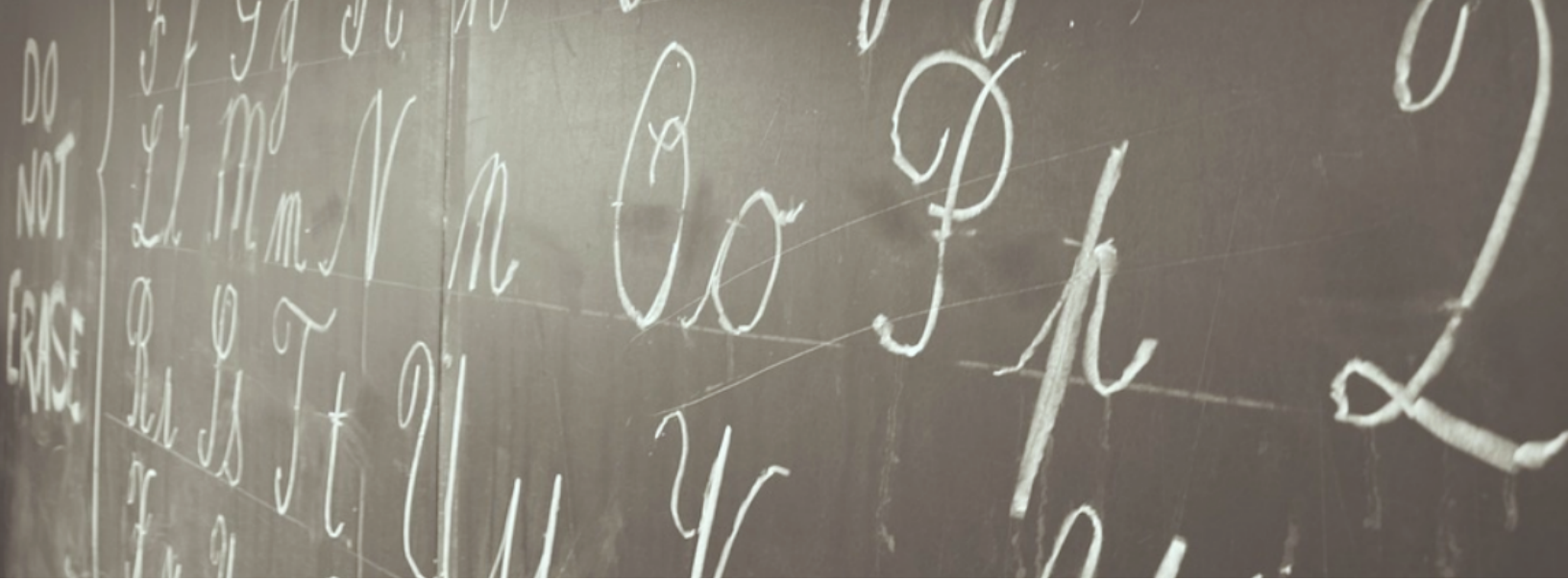
## Reading Standards for Literature

STANDARD		CLARIFICATION	GLOSSARY
<i>Cluster: Key Ideas and Evidence</i>			
<b>RL.5.1</b>	Quote accurately from a text when explaining what the text says <b>explicitly</b> and when drawing <b>inferences</b> from the <b>text</b> .	<p>Students quote correctly from the text to support their explanations of what the text clearly states as well as the conclusions they have made from the text.</p> <p><i>In the Classroom:</i> The teacher provides a text for students. He/she poses text-dependent questions about the text. The teacher models how to find the answers that are directly stated in the text by highlighting the exact words.</p> <p>The teacher chooses a poem. Students read the poem to understand its meaning. Using two -column graphic organizers, students write “what the text says” in the first column, and “my inference” in the second column.</p>	<p><b>explicit, explicitly</b> – stated clearly and directly, leaving no room for confusion or interpretation</p> <p><b>inference</b> – a conclusion derived from logical reasoning following an investigation of available evidence</p> <p><b>text</b> – anything that students can read, write, view, listen to, or explore, including books, photographs, films, articles, music, art, and more</p>



## ELA Standards' Expectations for Fifth Grade

This section focuses on the key skills your child will learn throughout fifth grade, which build a solid foundation for success in later grades. The skills in each strand are broken down into topics. If your child is meeting the expectations outlined here, he or she will be well prepared for sixth grade. The ELA Standards' expectations for fifth grade include:



# Reading Foundational Skills



## Handwriting

Students:

- create readable documents in cursive

## Phonics and Word Recognition

Students:

- use knowledge letter sounds, syllables, root words, prefixes, and suffixes to read unfamiliar words

## Fluency

Students:

- read and understand fifth grade level texts with accuracy, appropriate rate, and expression
- use context clues to recognize or self-correct words, re-reading if needed



# Reading Literature

## Key Ideas and Evidence

Students:

- quote from the text when explaining the text
- quote from the text when making inferences
- determine the theme
- summarize the text
- compare and contrast two or more characters, settings, or events in a story or drama

## Craft and Structure

Students:

- understand the meaning of words and phrases in a text
- identify specific words that contribute to the meaning and tone of the text
- explain how chapters, scenes, or stanzas provide an overall structure
- explain how the narrator's or speaker's point of view influences the description of events



# Reading Literature

## Integration of Ideas and Analysis

Students:

- analyze how visual and multimedia elements contribute to the tone, meaning, or look of the text
- compare and contrast the approaches used to develop themes and topics in stories within the same genre

## Range of Reading and the Level of Complexity

Students:

- read and understand texts appropriate for fifth grade independently and for a sustained period of time
- connect background knowledge and experiences to texts





# Reading Informational



## Key Ideas and Evidence

Students:

- quote from the text when explaining the text
- quote from the text when making inferences
- determine two or more main ideas and explain how the key details support them
- summarize the text
- explain the relationships or interactions between two or more individuals, events, ideas, and concepts in a historical, scientific, or technical text

## Craft and Structure

Students:

- understand the meaning of words and phrases in texts on fifth grade topics
- compare and contrast the overall structure of the events, concepts, ideas, or information in two texts on the same topic
- analyze multiple accounts of the same event or topic, noting similarities and differences in the points of view



# Reading Informational



## Integration of Ideas and Analysis

Students:

- use information from print and digital sources to locate an answer or to solve a problem
- explain how the author uses reasons and evidence to support his or her points in the text, identifying which reasons and evidence support which point
- integrate information from several texts on the same topic when writing about or discussing the topic

## Range of Reading and the Level of Complexity

Students:

- read and understand texts appropriate for fifth grade independently and for a sustained period of time
- connect background knowledge and experiences to texts



# Writing



## Text Types, Purposes, and Publishing

Students:

- organize information and ideas based on a topic to plan and prepare to write
- write **opinion** pieces that:
  - introduce the topic or text clearly
  - state an opinion
  - group related ideas in an organized and logical structure
  - provide logically ordered reasons that are supported by facts and details
  - link the opinion and reasons
  - provide a concluding statement
- write **informative** pieces that:
  - introduce a topic clearly
  - provide a general observation and focus
  - group related information logically
  - use facts, definitions, concrete details, examples, and quotations to develop the topic
  - link ideas within and across categories
  - use precise language and vocabulary
  - provide a concluding statement



# Writing



## Text Types, Purposes, and Publishing con't

Students:

- write **narrative** pieces that:
  - develop real or imagined events
  - introduce the characters/narrator
  - organize the sequence of events
  - use dialogue, descriptions, and pacing to develop events or show the response of characters to certain situations
  - use words that help sequence the events
  - use concrete words/phrases
  - use sensory details to convey experiences
  - provide a conclusion
- revise and edit based on peer and adult feedback (with guidance and support)
- use digital tools to produce and publish their writing (with some guidance and support)
- use digital tools to collaborate and interact with others (with some guidance and support)
- sufficiently use word processing skills



# Writing



## Research

Students:

- conduct short research projects that explore different aspects of a topic, using several sources
- gather information from sources and recall information from personal experiences
- summarize or paraphrase the gathered information
- provide a list of sources



# Speaking and Listening



## Collaboration and Communication

Students:

- follow predetermined rules to discuss grade level texts and topics
- carry out assigned roles
- come prepared for discussions by having read or studied the material
- ask and answer questions
- contribute to the discussion by making comments that elaborate on someone else's remark(s)
- draw conclusions after reviewing the key ideas expressed during the discussion
- summarize a text read aloud or information presented (orally or through digital media)
- summarize the points a speaker makes and explain how each is supported by reasons and evidence



# Speaking and Listening

---

## Presentation of Knowledge and Ideas

Students:

- report on a subject or text and present their opinion
- logically sequence ideas
- use appropriate, relevant facts and descriptive details to support the main idea or theme
- adjust their speech based on the context and task
- include multimedia components and visuals in presentations, when appropriate



# Language

## Conventions of Standard English

Students:

- demonstrate understanding of progressively more difficult standard grammar rules and parts of speech, expanding on their previous work with nouns, verbs, adjectives, conjunctions, prepositions, etc.
- produce complete sentences and questions, as well as use conventions such as capitalization, punctuation, and spelling

## Knowledge of Language

Students:

- expand, combine, and reduce sentences for meaning, interest, and style
- compare and contrast the types of English used in stories, poems, or dramas





# Language



## Vocabulary Acquisition and Use

Students:

- determine the meaning of unknown and multiple meaning words in fifth grade level books using context clues, word parts, reference materials, and noting how words are related
- interpret figurative language (including similes and metaphors) found in a text
- recognize and explain common idioms, adages, and proverbs
- use grade-appropriate words and phrases



# Language



Language Standards 1 and 2 include two continuums, one for grammar and one for conventions. The skills within each continuum are arranged by grade band rather than by individual grades so you will notice that your child will be working with the same skills in multiple grades, but the activities and texts will become more complex. In the lower grade of the band, the teacher is introducing and modeling the skill. In the higher grade of the band, students are applying the skill to more complex text as they work toward mastery.

Portion of the continuum for Language Standard 1



## Language Standard 1 - Grammar Continuum

SKILL	K-1	2-3	4-5	6-8	9-12
<b>Subject/Verb Agreement</b>	<ul style="list-style-type: none"> <li>Use singular and plural nouns with matching verbs in basic sentences</li> </ul>	<ul style="list-style-type: none"> <li>Ensure subject/verb agreement</li> </ul>	<ul style="list-style-type: none"> <li>Continue to ensure subject/verb agreement</li> </ul>	<ul style="list-style-type: none"> <li>Continue to ensure subject/verb agreement</li> </ul>	Students apply grammar and usage skills to create a unique style and voice when writing or speaking with increasing sophistication and effect in grades 9-12. Skills taught in previous grades should be reinforced and expanded.
<b>Nouns</b>	<ul style="list-style-type: none"> <li>Form frequently occurring nouns; form regular plural nouns (/s/ or /es/)</li> <li>Use common, proper, &amp; possessive nouns</li> </ul>	<ul style="list-style-type: none"> <li>Explain the function of nouns</li> <li>Use collective nouns (such as <i>group</i>)</li> <li>Form and use frequently occurring regular and irregular plural nouns</li> </ul>	<ul style="list-style-type: none"> <li>Use abstract nouns (such as <i>courage</i>)</li> <li>Continue to use regular and irregular plural nouns</li> </ul>		

# Reading Strategies

Reading outside of school provides the additional support and encouragement that allows students to create a deep passion for reading, to deepen their comprehension skills, and to build a broad vocabulary knowledge. Reading strategies can be developed and used before, during, and after reading takes place. These strategies reinforce what your student is learning in fifth grade.

Activities to do at home:

- Provide a time and space for your child to read every day.
- Read about an event you and your child attended or write your own accounts of an event you shared. Read the two pieces and then compare the differences between them, like the perspectives from which they were written.
- Read to your child or have your child read to you every day. Reading aloud to children, of all ages, provides opportunities to discuss more challenging and complex plots and themes which builds critical thinking skills.
- As your child learns to read new words and understand the meaning of those words, help them keep track of them in his/her own dictionary. Your child can write them down, draw pictures to illustrate the words or the definitions, or write sentences with the words.



# Reading Strategies

- Discuss any confusing parts, elements, or information in the book, chapter, or passage.
- Start a family book club. Let different members of the family pick the book. This could be a good way to enjoy quality family time while experiencing the joy of reading together!
- Ask your child to retell what he/she read in his/her own words.
- Ask your child to summarize what he/she read and tell what he/she learned from what was read. This could be connected to something in real life, another reading, or to events happening in the world.
- Visit the local library and make reading fun for the entire family.
- Give your child opportunities to participate in new experiences. Visit museums, the zoo, theaters, historical sites, aquariums, etc. to help build your child's vocabulary and speaking skills.
- Find a series that interests your child and begin to read it together. You can read to your child, your child can read to you, and he/she can read a chapter independently. You and your child can interview each other as you read — ask about main ideas, events, and thoughts you each have about the books and characters.



# Reading Strategies

- Begin a family project of building vocabulary. Ask all family members to contribute to the project by submitting new vocabulary words they read or hear. Vocabulary words may be compiled in a decorative container in a prominent place. Family members practice using the new vocabulary words in their speaking and writing.
- Act out a story, poem, or other text as if it is a play by using different voices for the characters. This will help children practice appropriate pacing in their speed while reading and encourage reading with expression.
- As your child develops favorite authors, look online for that author's website. Your child can email or write a letter to the author (under your supervision). The author may even be at a book signing or other events in your neighborhood for you and your child to attend
- When you or your child uses a word with a prefix or suffix, stop to talk about it. Break down the word and talk about what the prefix or suffix and the root word mean together. Think of other words that have that suffix or prefix. You can also write the word out on two separate cards, with the prefix on one and the root word on the other and make new words with the cards. Write down the different words with prefixes and suffixes you and your child use.



# Reading Strategies

- Talk about current events together. Discuss with your child so he/she understands what is happening and how it connects to him/her, other events that he/she may have seen or read about, and other areas of the community.
- Read the same book as your child independently, together, or a combination of both. Talk about the books as you read them, reviewing main ideas and plots and expressing your opinions on the book. Then read an additional book or books on the same subject and compare and contrast how the books both dealt with the same issue. For example, read two fiction books about family, or two different texts about the same historical event or non-fiction topic.
- Read two texts, one that is first-hand and one written in third person about the same event. Talk with your child about the differences and why he/she thinks these differences exist. Or try this yourself! After sharing an event with your child, each of you can write about it from your own perspective. Or choose an event one of you experienced first-hand that both of you can write about individually. Talk about the differences between what you wrote to gain a better understanding of perspective.
- After your child reads a story, make up your own version, changing details such as setting, time, or even the ending. You can change the story so it occurs in places or with characters you know.



# Reading Strategies

- Read different genres of texts with your child. For example, pick a poem or play, read it together, and talk about the ideas, perspectives, and themes of it. Read two poems about one topic and compare them.
- Possible questions/prompts to ask as or after your child reads:
  - o Who was this about?
  - o Why did the author write this?
  - o What can you infer from what you have read so far?
  - o What is the theme of the story? What details help you understand the theme?
  - o Which of these details is really important to the story? How do you know?
  - o How are these two characters alike and different?
  - o What do you think the author is trying to say when he/she uses the word/phrase \_\_\_\_\_?
  - o What clues can you find in the sentence or paragraph that help you figure out the meaning of \_\_\_\_\_?
  - o Is the narrator part of the story? Is this story being told in first-person?
  - o What is the theme of this story? How is it similar/different from another story you/we have read?



# Reading Strategies

- Possible questions/prompts to ask as or after your child reads con't:
  - o What genres do you like to read? Why?
  - o Who is your favorite author? Why?
  - o Summarize the text.
  - o What quote explains or supports the inference you made?
  - o Explain the relationship between \_\_\_\_\_ and \_\_\_\_\_.
  - o How is this text organized?
  - o Why would the point of view be different in these accounts of the same event?
  - o What does the word \_\_\_\_\_ mean in this sentence?
  - o What did you do to help you figure out an unknown word?
  - o Identify at least two points the author is trying to make in this text.
  - o What evidence does the author use to support his/her point?
  - o What is the root word in \_\_\_\_\_?
  - o Does \_\_\_\_\_ have a prefix or suffix? What does the prefix/suffix do to the root word?
  - o What strategies can you use when you don't understand the text?





# Writing Strategies

Writing to express opinions, provide information, and/or create a story goes far beyond letter formation and spelling rules. In school, students are learning the writing process. Out of school, help is needed to reinforce, encourage and support students in their writing process. Writing out of school provides a connection between writing and everyday experiences. These strategies reinforce what your student is learning in fifth grade.

Activities to do at home:

- Help your child organize his/her thoughts by planning what he/she wants to write. Using sticky notes or a graphic organizer will provide a visual way to accomplish this.
- Discuss family stories and history. Encourage your child to ask questions. Work together with your child to create a book, magazine, poem, short story, newspaper article, pamphlet, or other written narrative of your family's history.
- Encourage (and help) your child to write a letter, birthday card, get well card, thinking of you card, or thank you note to family members or friends.
- Help your child create a poster, collage, pictograph, or infographic about something your child or your family learned or experienced recently.




# Writing Strategies

- Encourage your child to draw and/or write his/her own version of a favorite story. Or, encourage your child to create or write a next chapter (or page) for his/her favorite book.
- When your child asks a question, research the answer together using books or computers (under your supervision). Then create an informative poster or collage which tells the question, the answer, and uses both texts and illustrations to show what they learned.
- Encourage your child to find a picture from a newspaper or magazine, cut it out, paste it on paper, and write a story about it.
- Help your child choose something that he/she wants to do or learn to do. Work with your child to research information related to the topic chosen. Ask your child to create a brochure, flyer, or “How To” manual or guide describing/explaining the topic, or how to do something. Then, together, you and your child can follow the guide to do or learn to do the chosen topic.
- During a family event, take a photograph. After the family event, ask your child to write a brief summary to go along with the photograph and send the photograph and your child’s summary to the local newspaper to be printed with community events.



# Writing Strategies

- Keep a family journal of trips, weekends, and special times spent together. Your child can both write and illustrate the journal. Pick a favorite entry from the journal and use it to expand your child's writing. You and your child can write a longer piece or story about that event and illustrate it with photographs or drawings.
- Urge your child to use logical arguments to defend his or her opinion. If your child wants a raise in allowance, ask him/ her to research and then based on that research, explain reasons why he/she should have a raise in allowance.
- Under your supervision, begin to help your child use a computer to research a topic or communicate with friends and family. Your child can also use the computer to write his/her own pieces or pieces you write together.
- Encourage your child to practice his/her typing skills. Use typing games or make up your own games such as giving your child a word to spell and timing how fast he/she can type it.



# Resources for Learning Outside of School

At home, you play an important role in your student's academic success. You are a valuable resource for your child. The websites provided below are not an all-inclusive list, but are intended to provide quality resources for you to support your child's learning. Each box is linked.

---

**Parent and afterschool resources are provided by grades**

**Research, guides, and resources for supporting reading**

**Reading resources for parents**

**Resources to help parents be reading partners**

**7 tips to keep reading exciting and enjoyable for children**

**Choose the grade and scroll down to reading to learn more**

**Tips on how to help children choose a book**

**Adolescent Literacy**

**NCDPI ELA Parent Resources Page**